

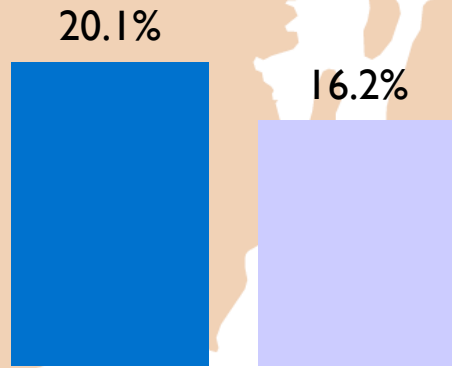
SMITHFIELD, RHODE ISLAND

DEMOGRAPHICS and RISK FACTORS

The demographic profile of Smithfield is less diverse than that of Rhode Island overall.

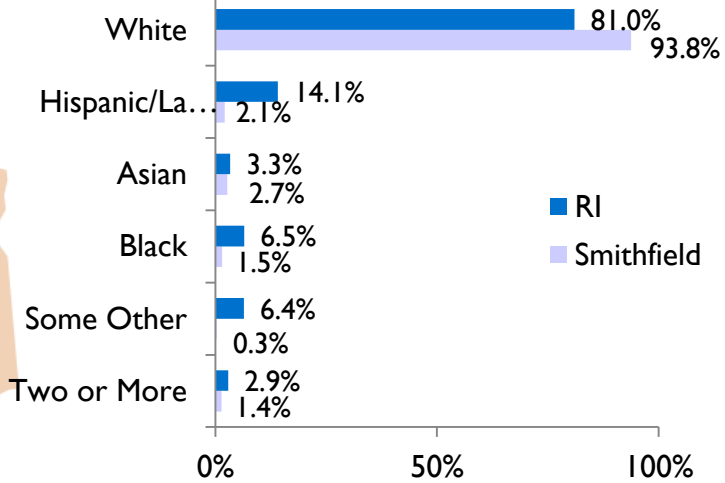
% Under 18

Approximately **16%** of Smithfield's population is under 18, compared to **20%** of Rhode Island's population overall. *Source: US Census, 2012-2016*



■ RI ■ Smithfield

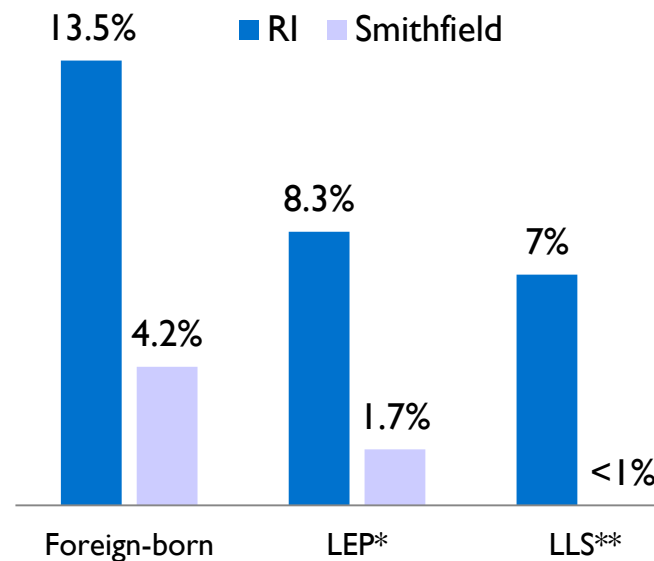
Race/Ethnicity



Smithfield has a notably **higher** percentage of white residents compared to Rhode Island overall (**94%** vs. **81%**) and a **lower** percentage of Hispanic residents (**2%** for Smithfield compared to **14%** for Rhode Island). *Source: US Census, 2012-2016*

Culture and Language

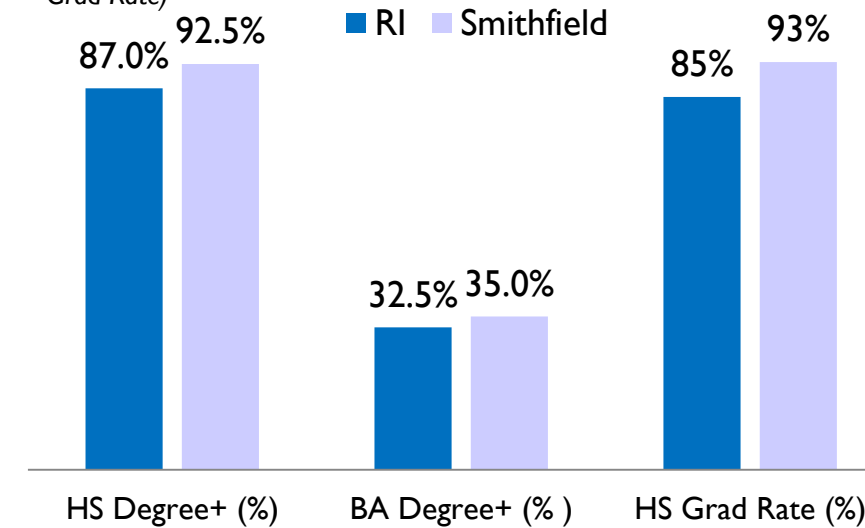
Smithfield has a substantially **lower** percentage of foreign-born, limited English proficiency speakers, and language learner students compared to Rhode Island overall. *Source: US Census, 2012-2016; RI Kids Count, 2017 (LLS)*



*Limited English proficiency **Language learner student

Education

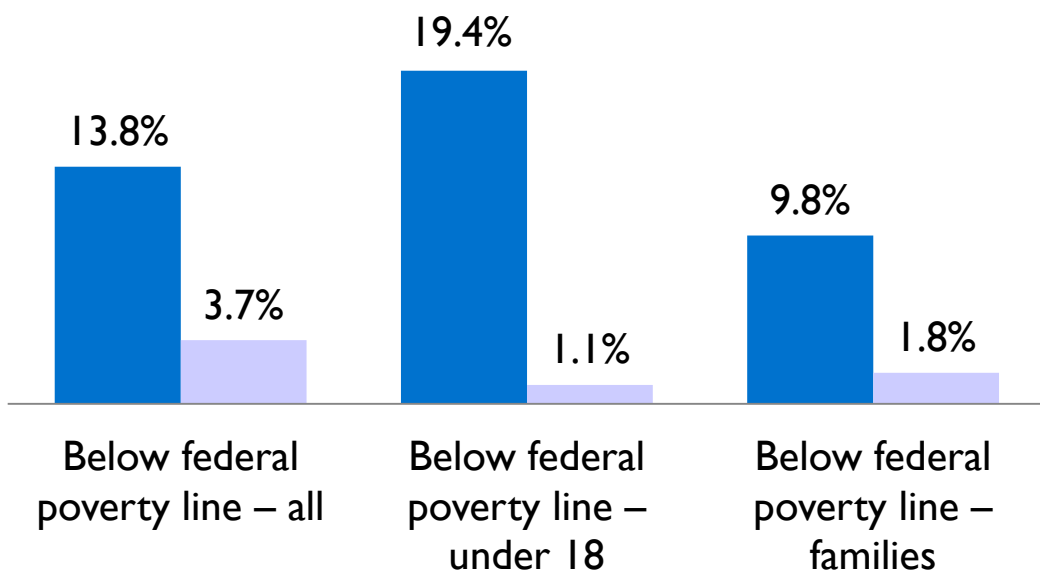
Educational attainment is relatively similar in Smithfield compared to Rhode Island overall, though **higher** percentages of Smithfield residents received a high school or bachelors degree or higher, as well as graduated high school compared to Rhode Island overall. *Source: US Census, 2012-2016; RI Kids Count, 2017 (HS Grad Rate)*



During the 2015–2016 school year, **7%** of Smithfield middle school students were absent 18+ days, compared to **15%** for RI overall.

During the same time, **11%** of high school students missed over 18 days, compared to **26%** of students in RI overall. *Source: RI Kids Count, 2017*

Poverty



■ RI ■ Smithfield

Source: US Census, 2012-2016

Smithfield fares substantially **better** than the State overall across all poverty thresholds.



4% of all students in Smithfield public schools participate in the school breakfast program.

Source: RI Kids Count, 2017

Maternal and Child Health



In Smithfield in 2015, **39%** of births had 1 or more risk factors*, compared to **63%** in Rhode Island overall.

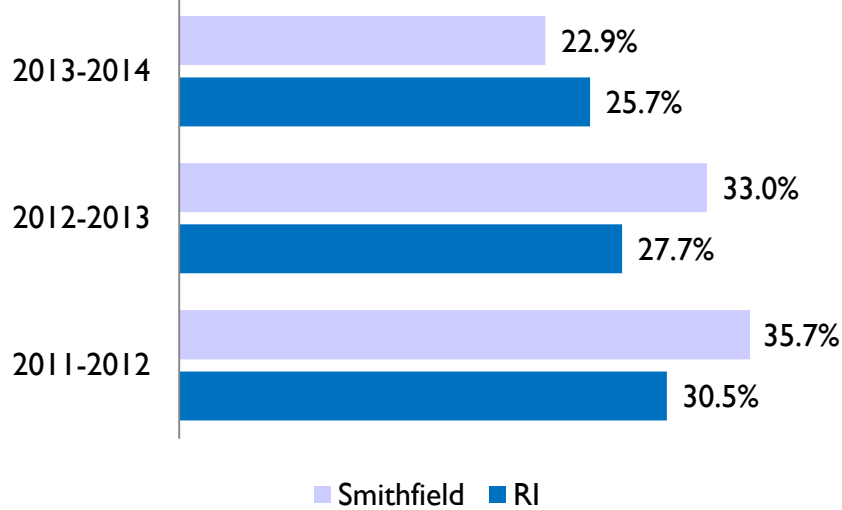
*Risk factors are births to unmarried mothers, mothers under 20, and mothers without a high school diploma.

Source: RI Kids Count, 2016

SUBSTANCE USE

Alcohol

Between 2011–2012 and 2013–2014, alcohol use (past 30 days) among Smithfield high school students **decreased** from **35.7%** to **22.9%**, which was a proportionally greater difference compared to RI overall.



In 2013–2014, alcohol use (past 30 days) among Smithfield middle school students was **2%**, compared to **6.8%** in Rhode Island overall.

Source: RIPRC Community Profile

The number of citations for underage possession of alcohol in 2016.

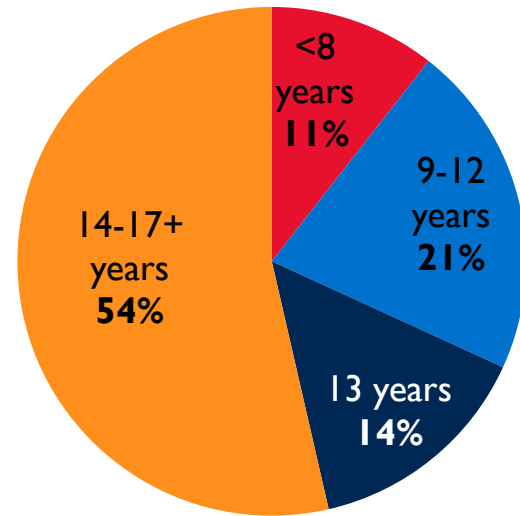
Source: Smithfield Police Department, 2016

5




95% of students in RI reported that their parents would feel it was **wrong or very wrong** if they had 1 or 2 drinks nearly every day. Source: RISS, 2016-2017

Age of Onset



In RI overall, among students who reported ever having a drink, over **one-fifth** had their first between the ages of 9 and 12. Source: RISS, 2016-2017

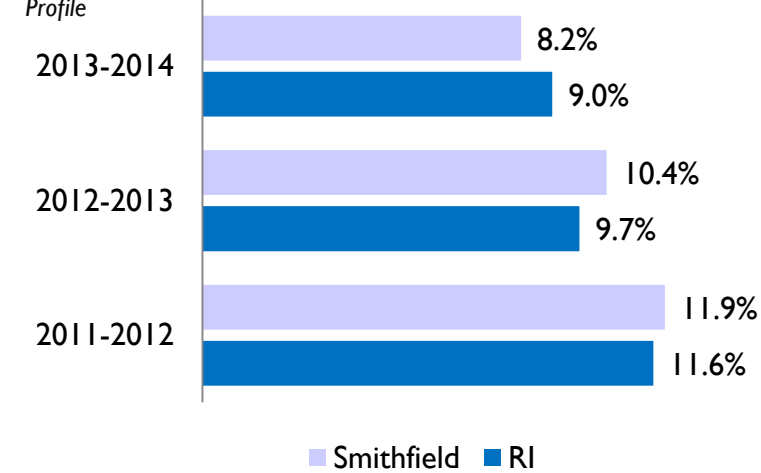


12% of Smithfield students said in the past 30 days they had ridden in the car with someone who had been drinking.

Source: RISS, 2016-2017

Tobacco

Among high school students, cigarette use (past 30 days) was **higher** in Smithfield compared to the state during the 2011–2012 and 2012–2013 school years, but **lower** in 2013–2014. Source: RIPRC Community Profile



Past 30 day cigarette use among middle school students was **0.9%** in Smithfield, compared to **2.8%** in Rhode Island overall. Source: RIPRC Community Profile, 2013-2014

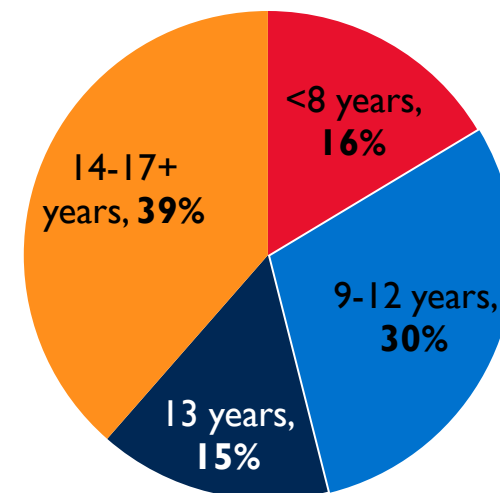
In 2016-2017, students in RI had tried (%)...

Hookah	13.9
Flavored tobacco	6.7
Little cigars/cigarillos	5.8
Other	4.8
Large cigars	4.7
Dissolvable tobacco	3.4

Source: RISS, 2016-2017

9.1% of students in RI reported having tried e-cigarettes.

Source: RISS, 2016-2017



Among RI students who reported ever smoking all or part of a cigarette, nearly half had their first **before age 13**.

Source: RISS, 2016-2017

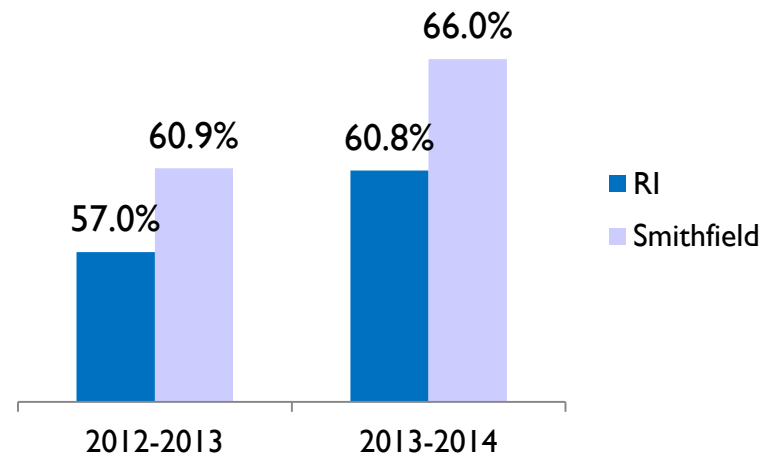


96% of RI students reported that their parents would feel it was **wrong or very wrong** to smoke tobacco. Source: RISS, 2016-2017

SUBSTANCE USE

Marijuana

Marijuana use among high school students

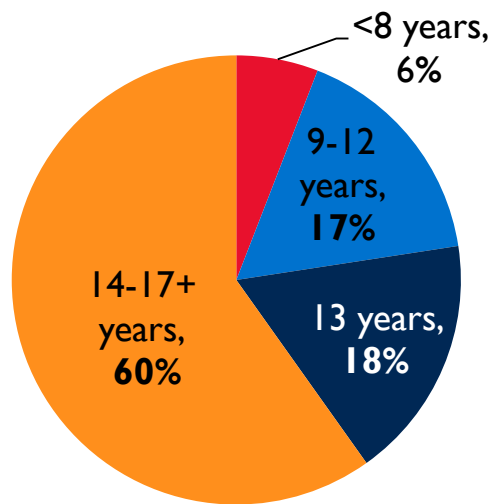


Between 2012 and 2014, marijuana use (past 30 days) among *high school students* increased and remained **higher** in Smithfield (**60.9%** to **66.0%**) compared to Rhode Island overall (**57.0%** to **60.8%**).

In 2013–2014, the percentage of *middle school students* who had ever used marijuana was **lower** in Smithfield (**2.2%**) compared to Rhode Island overall (**7.4%**).

Source: RIPRC Community Profile 2013-2014

Age of Onset



Among students in RI who reported ever having used marijuana, **over half** tried for the first time between the ages of 14 and 17.

Source: RISS, 2016-2017

48.4%

The percent of RI students who reported **slight or no risk** when asked how much they think people risk harming themselves by smoking marijuana once or twice a week. Source: RISS, 2016-2017

In Smithfield, **3%** of youth OUI* arrests involved marijuana.



90% of RI students reported that their parents would feel it was **wrong or very wrong** if they smoked marijuana. Source: RISS, 2016-2017

*Operating under the influence
Source: Smithfield Police Department, 2016

Opioids and Rx Drugs

2.0% of Smithfield *middle school students* reported ever misusing prescription drugs compared to **3.4%** in Rhode Island overall.

Source: RIPRC Community Profile 2013-2014

89% of RI students reported that their friends would feel it was **wrong or very wrong** if they used prescription drugs not prescribed to them.

Source: RISS, 2016-2017



In Smithfield in 2016, there were **6** arrests for possession with intent to deliver non-medical prescription drugs. Source: Smithfield Police Department, 2016



The rate of accidental overdose deaths in Smithfield between 2014 and 2017 was **11.7 per 100,000**.

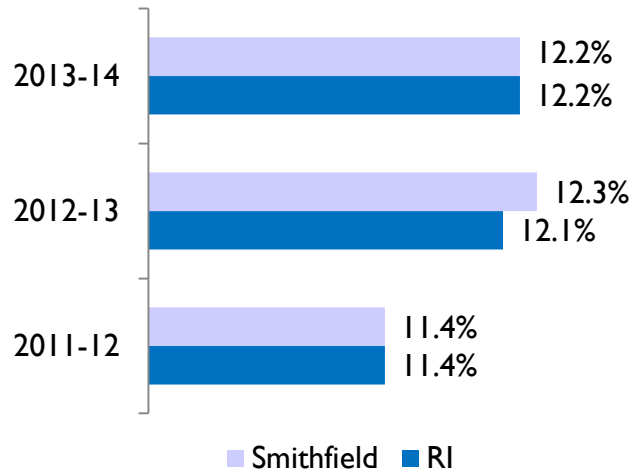
Source: Prevent Overdose RI

97% of RI students reported that their parents would feel it was **wrong or very wrong** if they used prescription drugs not prescribed to them. Source: RISS, 2016-2017

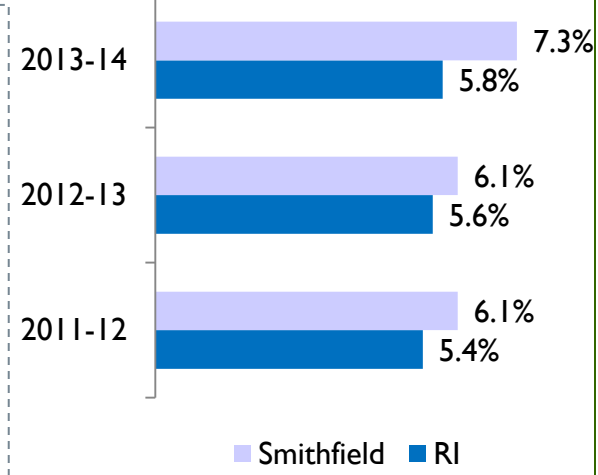


MENTAL HEALTH

Students reporting considering suicide



Students reporting attempting suicide



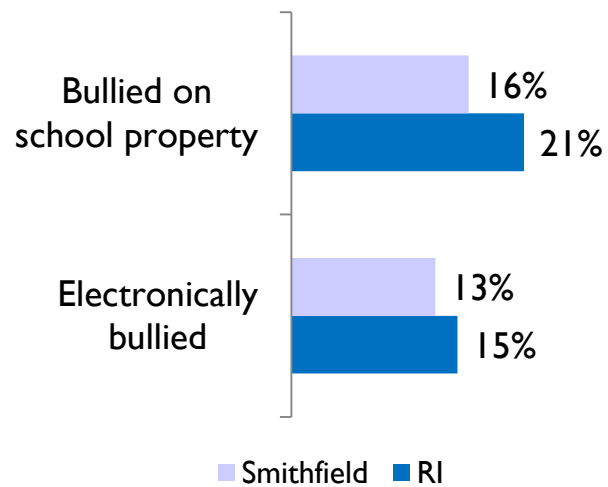
High school students in Smithfield reported **considering suicide** (left) at similar rates compared to high school students in Rhode Island overall, though they reported **attempting suicide** (right) at slightly **higher** rates.
 Source: RIPRC Community Profile

22%

The percentage of Smithfield students in *grades 6–12* who reported that within the last 12 months they felt sad or hopeless every day for two weeks or more – so much so that they stopped doing some usual activities.

Source: RI SurveyWorks 2017

Students reporting being bullied



The percentage of Smithfield students in *grades 6–12* who reported being bullied on school property was **lower** than the percentage of Rhode Island students overall, as was the percentage of students who reported having been electronically bullied. Source: RI SurveyWorks 2017



PREVENTION ACTIVITIES, 2016–2017

Matt Bellace – Laughing Is My Natural High

RISPA Smithfield SADD Group

RISAPA – Community Outreach

Smithfield Outreach

